

# MOBACO



A-E



# MOBACO

As you will see in this book, the number of models you can build with MOBACO is unlimited. When you have tried all the models illustrated, you will still be able to construct many other houses, farms, churches, etc. according to your own ideas.

How to build such a model?

Well, that's not difficult. In the margin the illustrations show you how to do it. You always start with the floor; after that the piles are placed into the right holes, between which the walls and windows slide easily.

There are five different MOBACO standard outfits, namely A, B, C, D and E.

Each of these sets can be converted into the next succeeding size by means of the MOBACO complementary outfits A-B, B-C, C-D and D-E, e.g. the combination of sets A and A-B equal set B; combining of B and B-C equal set C, etc.

The larger the box you use, the greater of course is the number and variety of parts to build with; the more sets you buy, the more intricate and beautiful models you can build.

On the back of this book you will find a list and illustration of the various parts the MOBACO outfits contain.

¿ Queres ver lo más reciente y avanzado en Juegos?

¡ Fijate en el MOBACO!  
MOBACO te ofrece una variedad interminable de Construcciones de Pueblos y Ciudades.

¿ Cómo vamos a construir los modelos?  
No es difícil.

Vamos a ver algunos ejemplos.  
¡ Mira cómo la casa „MOBACO“ se va construyendo poco a poco entre tus manos! Empecemos por colocar la tabla del fundamento, después ponemos los postes en las distancias indicadas, dónde van a alzarse los paredes, etc.

Con las piezas de las 5 cajas diferentes „MOBACO“, A. B. C. D. E. se puede construir todo lo que se quiera.

Cada uno de estos juegos puede convertirse en el tamaño sucesivo mediante las cajas suplementarias de MOBACO A-B, B-C, C-D y D-E. Por ejemplo, A más A-B es igual al juego B; una combinación de B y B-C es igual al juego C, etc.

El material „MOBACO“ es indestructible.

Cuanto mas grande sea la caja, tanto mayor son las posibilidades.

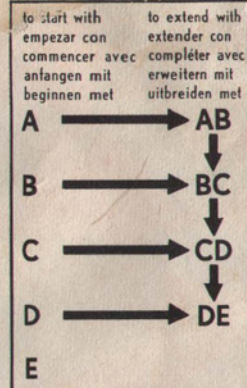

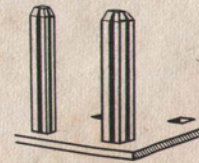
Véase en la última página el pueblo con iglesia, ayuntamiento, puentes y casas, todo construido con „MOBACO“.

Para Construir una Ciudad, se necesitan diferentes cajas.

¡ Pídeselas a tus amigos, para construir la juntos!

¡ Ahora pongámonos a trabajar! y en breve tú serás un arquitecto MOBACO entusiasta.

Véase en el dorso el índice de los accesorios de las diferentes cajas.





# MOBACO

Ainsi que vous le voyez dans ce petit livre, le nombre de modèles que vous pouvez construire avec MOBACO est innombrable. Si vous avez construit tous les modèles indiqués dans ce petit livre, vous pourrez construire vous-même selon votre propre phantasie toutes sortes de bâtiments.

Comment construire un tel modèle? Eh bien, ce n'est pas si difficile. Les dessins à gauche vous font voir de quelle manière vous construisez une petite maison MOBACO. Vous commencez toujours par la plaque fondamentale, puis on place les piliers au bon endroit entre lesquels on glisse les murs, et c'est ainsi qu'on continue à construire.

Il y a cinq boîtes différentes, c.à.d. A, B, C, D, et E, chaque boîte suivante avec plus d'accessoires.

Chaque boîte peut être transformée en la boîte suivante au moyen des boîtes complémentaires A-B, B-C, C-D et D-E, p.e. la combinaison des boîtes A et A-B fait la boîte B; la boîte B avec B-C fait la boîte C, etc.

Plus la boîte est grande plus le nombre et la variété des accessoires sont grands.

Au verso de ce livre vous trouverez un aperçu qui vous montre quels accessoires se trouvent dans les différentes boîtes.

Wie Ihr in diesem Heft seht, könnt Ihr mit MOBACO zahllose Modelle zusammenstellen. Habt Ihr die ganzen Vorlagen aus diesem Heft erst mal nachgebaut, dann könnt Ihr nach eigener Phantasie neue Entwürfe bauen.

Das Bauen geht ganz einfach vor sich. Die Zeichnungen nebenan zeigen deutlich wie ein MOBACO Häuschen entsteht. Als Erstes kommt stets die Grundfläche, in deren Löcher die Holzpfähle in richtiger Entfernung gesteckt werden. Die Wände werden einfach dazwischen geschoben und die gelochten Platten halten dann den Bau ganz stabil zusammen. Das Dach schmückt das Ganze. Und so baut Ihr weiter, fidel und heiter!

Es gibt 5 MOBACO Grundbaukästen, nämlich A, B, C, D und E, und 4 Ergänzungskästen. Jeder Grundkasten kann durch den Zukauf eines Ergänzungskastens erweitert werden, z.B. Kasten A + A-B macht Kasten B; B + B-C macht C, u.s.w.

Auf der Rückseite dieses Heftes findest Du eine Tafel mit den verschiedenen MOBACO-Teilen die in den Kästen enthalten sind.

Die MOBACO-Teile sind aus unverwüstem Material hergestellt!

Zoals je in dit boekje zult zien, is het aantal modellen, dat je met MOBACO Dorpen- en Stedenbouw kunt bouwen, enorm. Heb je al de modellen uit dit boekje nagebouwd, dan kan je naar eigen fantasie zelf allerlei gebouwen ontwerpen en bouwen.

Hoe je zo'n model moet bouwen? Wel, dat is niet zo moeilijk. De tekeningen hiernaast laten je zien hoe een MOBACO huisje ontstaat. Je begint altijd met de grondplaat, daarna worden op de juiste afstand de paaltjes geplaatst, waartussen de muren worden opgetrokken en zo bouw je steeds verder.

Er zijn 5 verschillende MOBACO gronddozen, n.l. A, B, C, D en E, iedere volgende doos met meer onderdelen. Elke doos kan echter worden omgezet in de daaropvolgende, dus in een grotere doos, n.l. door het kopen van een aanvullingsdoos. Op deze wijze kan je doos A omzetten in doos B, door doos A-B te kopen.

Zo kan je dus, ongeacht met welke gronddoos je begint, je uitrusting langzamerhand uitbreiden, want begin je met doos D, dan kan je die door aanvullingsdoos D-E omzetten in gronddoos E. Volg de pijltjes van het schema.

Alle MOBACO onderdelen zijn uit onverwoestbaar materiaal vervaardigd.

Hoe groter de doos, des te groter het aantal en de verscheidenheid aan onderdelen. Hiermede kan je dus steeds mooiere en ingewikkelder modellen maken.

Als het klaar is, kan je er nog je andere speelgoed, zoals auto's, treinen enz. bij halen. Dan ziet het er nog echter uit.


Maar nu aan de slag en spoedig zal jij ook tot de enthousiaste MOBACO architecten behoren! Op de achterzijde van dit boekje vind je een tabel waarop je kunt zien, welke onderdelen in de verschillende dozen zitten.

Alle onderdelen zijn ook los verkrijgbaar.



# MOBACO A


THESE MODELS CAN BE BUILT WITH OUTFIT A  
 ESTOS MODELOS SE PUEDEN CONSTRUIR CON A  
 CES MODÈLES PEUVENT ÊTRE CONSTRUITS AVEC LA BOÎTE A




A 4

Paardestal	<b>A 4</b>	Speelplaats	<b>A 3</b>
Stable	Écurie	Playground	Place de jeux
Pferdestall	Caballeriza	Spielplatz	Patio de Juegos

2 x No.	1	2 x No.	1
4 " "	1½	4 " "	1½
2 " "	23	2 " "	22
2 " "	24	2 " "	23
1 " "	54	2 " "	24
2 " "	107	1 " "	54
2 " "	180	1 " "	70
1 " "	201	1 " "	76
		1 " "	201



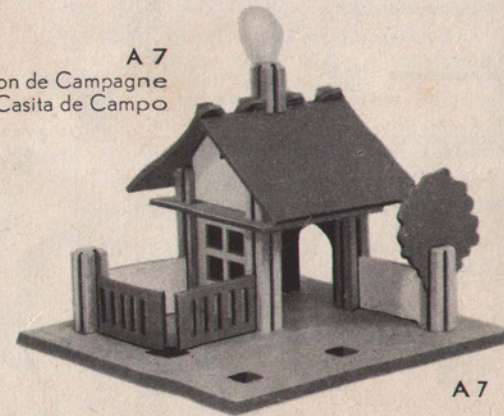
A 3



A 15

Huisje	<b>A 15</b>	Buitenhuis	<b>A 7</b>
House	Maissonette	Cottage	Maison de Campagne
Haus mit Tor	Casita	Gärtnerhaus	Casita de Campo

2 x No.	1	2 x No.	1
4 " "	1½	4 " "	1½
2 " "	22	1 " "	19
2 " "	23	2 " "	22
2 " "	24	2 " "	23
1 " "	54	2 " "	24
1 " "	62	1 " "	54
1 " "	70	1 " "	62
1 " "	76	1 " "	70
2 " "	107	1 " "	76
2 " "	180	2 " "	107
1 " "	201	2 " "	180
		1 " "	201




A 7



DIESE MODELLE KÖNNEN GEBAUT WERDEN MIT KASTEN A  
 DEZE MODELLEN KUNNEN GEBOUWD WORDEN MET DOOS A


**MOBACO**  
**A**




Bruggetje A 2	
Bridge	Petit pont
Brücke	Puente
2 x No.	1
4 " "	1 1/2
2 " "	22
2 " "	23
2 " "	24
1 " "	70
1 " "	201

A 2

Villaatje A 9	
Villa	Petite villa
Villa	Villa
2 x No.	1
4 " "	1 1/2
1 " "	19
2 " "	22
2 " "	23
2 " "	24
1 " "	54
1 " "	62
1 " "	70
1 " "	76
2 " "	107
2 " "	180
1 " "	201



A 9




Boswachterswoning A 8  
 Forester's cottage  
 Maison du garde forestier  
 Forsthaus  
 Casa del Guardabosque

2 x No.	1
4 " "	1 1/2
1 " "	19
2 " "	22
2 " "	23
2 " "	24
1 " "	54
1 " "	62
1 " "	70
1 " "	76
2 " "	107
2 " "	180
1 " "	201

A 8

Kippenhok A 16  
 Hen-house Poulailier  
 Hühnerstall Gallinero

2 x No.	1
4 " "	1 1/2
1 " "	19
2 " "	22
2 " "	23
2 " "	24
1 " "	54
1 " "	62
1 " "	70
1 " "	76
1 " "	201




A 16



# MOBACO B


THESE MODELS CAN BE BUILT WITH OUTFIT **B** OR **A + AB**  
 ESTOS MODELOS SE PUEDEN CONSTRUIR CON **B** O **A + AB**  
 CES MODELES PEUVENT ÊTRE CONSTRUITS AVEC LA BOÎTE **B** OU **A + AB**



B 4

Boerderij met stal **B 4**  
 Farmhouse with stable  
 Bauernhof mit Stall  
 Ferme avec étable  
 Cortijo con establo


4 x No. 1	3 x No. 23
4 " " 1½	4 " " 24
1 " " 19	2 " " 26
3 " " 22	3 " " 27
	1 " " 54
	1 " " 62
	1 " " 86
	2 " " 107
	2 " " 180
	1 " " 201



B 14

Brug met brugwachtershuis **B 14**  
 Bridge with bridgeman-house  
 Pont avec maison de pontier  
 Brücke mit Wächtershaus  
 Puente con Casa del Guardapunte

6 x No. 1	1 x No. 54
6 " " 1½	1 " " 60
2 " " 19	1 " " 62
3 " " 22	1 " " 70
3 " " 23	2 " " 76
6 " " 24	1 " " 86
1 " " 26	2 " " 107
4 " " 27	2 " " 180
1 " " 42	2 " " 201



B 9


Weekend-huis **B 9**  
 Bungalow Maison de week-end  
 Wochenend-Haus Hacienda

6 x No. 1	1 x No. 60
6 " " 1½	1 " " 62
2 " " 19	1 " " 70
3 " " 22	1 " " 76
1 " " 23	1 " " 84
5 " " 24	2 " " 107
4 " " 26	2 " " 124
2 " " 27	3 " " 180
1 " " 54	2 " " 201



DIESE MODELLE KÖNNEN GEBAUT WERDEN MIT KASTEN B ODER A + AB  
 DEZE MODELLEN KUNNEN GEBOUWD WORDEN MET DOOS B OF A + AB


**MOBACO**  
**B**



B16

Landhuis **B 16**  
 Villa Maison de campagne  
 Landhaus Casa de Campo


6 x No. 1	3 x No. 27
6 " " 1½	1 " " 42
2 " " 19	2 " " 54
3 " " 22	1 " " 60
2 " " 23	1 " " 62
6 " " 24	1 " " 70
4 " " 26	2 " " 76
	1 " " 86
	2 " " 107
	2 " " 124
	4 " " 180
	1 " " 201



B 11

Boerderijtje **B 5**  
 Farm Petite ferme  
 Bauernhof Cortijo

4 x No. 1
4 " " 1½
2 " " 22
4 " " 24
2 " " 26
1 " " 86
2 " " 107
2 " " 180
1 " " 201



B 5


Botenhuis **B 11**  
 Boathouse Hangar pour les bateaux  
 Boothaus Guarda botes

6 x No. 1	1 x No. 60
6 " " 1½	1 " " 62
2 " " 19	1 " " 70
3 " " 22	2 " " 76
3 " " 23	1 " " 84
6 " " 24	2 " " 107
2 " " 26	2 " " 124
1 " " 27	3 " " 180
1 " " 42	2 " " 201
1 " " 54	



# MOBACO B


THESE MODELS CAN BE BUILT WITH OUTFIT B OR A + AB  
 ESTOS MODELOS SE PUEDEN CONSTRUIR CON B O A + AB  
 CES MODÈLES PEUVENT ÊTRE CONSTRUITS AVEC LA BOÎTE B OU A + AB



B 6

Hooischuur Barn Heuscheune	B 6 Grange Henar
4 x No.	1
4 " "	1 1/2
3 " "	22
2 " "	23
4 " "	24
4 " "	26
1 " "	27
1 " "	42
1 " "	54
2 " "	107
1 " "	201

Fabriek Factory Fabrik	B 1 Fabrique Fábrica
4 x No.	1
3 " "	1 1/2
2 " "	24
4 " "	26
4 " "	27
1 " "	62
1 " "	70
1 " "	201




B 1


Villa met daktuin  
 Villa with roofgarden  
 Villa mit Dachgarten

B 8

4 x No.	1
4 " "	1 1/2
2 " "	19
2 " "	22
3 " "	23
4 " "	24
2 " "	26
1 " "	54
1 " "	62
1 " "	86
2 " "	107
2 " "	180
1 " "	201



B 8



Villa met garage  
 Villa with garage  
 Villa mit Garage

B 13

Villa met garage Villa with garage Villa mit Garage	B 13 Villa avec garage Villa con garage
6 x No.	1
6 " "	1 1/2
2 " "	19
2 " "	22
3 " "	23
6 " "	24
2 x No.	26
3 " "	27
1 " "	42
2 " "	54
1 " "	60
1 " "	62


1 x No.	70
2 " "	70
1 " "	86
2 " "	107
2 " "	124
4 " "	180
2 " "	201

B 13




DIESE MODELLE KÖNNEN GEBAUT WERDEN MIT KASTEN B ODER A + AB  
 DEZE MODELLEN KUNNEN GEBOUWD WORDEN MET DOOS B OF A + AB

**MOBACO**  
**B**



B 10


Tuinhuis		B 7	
Garden pavilion	Pavillon		
Gartenhaus	Pabellón		
4 x No. 1	1 x No. 54		
4 " " 1½	1 " " 62		
1 " " 19	1 " " 86		
2 " " 22	2 " " 107		
4 " " 24	2 " " 180		
4 " " 26	1 " " 201		
4 " " 27			



B 7

Huis met shuur  
 House with shed  
 Haus mit Scheune

B 10	
Maison avec grange	Casa con alpende
6 x No. 1	2 x No. 76
6 " " 1½	1 " " 86
2 " " 19	2 " " 107
3 " " 22	2 " " 124
3 " " 23	4 " " 180
6 " " 24	2 " " 201
4 " " 26	
4 " " 27	
2 " " 54	
1 " " 60	
1 " " 62	
1 " " 70	




B 15

Buitenplaats  
 Country house  
 Landhaus

B 15	
Propriété	Casa de campo
6 x No. 1	4 x No. 27
6 " " 1½	1 " " 42
2 " " 19	2 " " 54
3 " " 22	1 " " 60
3 " " 23	1 " " 62
6 " " 24	1 " " 70
3 " " 26	2 " " 76
	1 " " 86
	2 " " 107
	2 " " 124
	4 " " 180
	2 " " 201

# MOBACO C

THESE MODELS CAN BE BUILT WITH OUTFIT C OR B + BC  
 ESTOS MODELOS SE PUEDEN CONSTRUIR CON C O B + BC  
 CES MODÈLES PEUVENT ÊTRE CONSTRUITS AVEC LA BOÎTE C OU B + BC



C4

Poort met bijgebouwen  
 Gatehouse with houses  
 Stadttor

C4

Porte avec annexes  
 Puerta, casitas


6 x No. 1	2 x No. 54
6 " " 1½	1 " " 55
4 " " 2	1 " " 62
2 " " 14	1 " " 70
2 " " 15	1 " " 71
2 " " 19	1 " " 73
4 " " 22	1 " " 84
4 " " 23	1 " " 86
4 " " 24	2 " " 107
1 " " 25	2 " " 124
4 " " 26	4 " " 180
4 " " 27	1 " " 203
1 " " 42	

Kerk met bijgebouwen  
 Church and churchhall  
 Kirche mit Nebengebäude

C2

Église avec presbytère  
 Iglesia, casitas

4 x No. 1	2 x No. 19
6 " " 1½	4 " " 22
4 " " 2	4 " " 23
2 " " 14	4 " " 24
2 " " 15	1 " " 25
	4 " " 26
	4 " " 27
	1 " " 42
	2 " " 54
	1 " " 55
	1 " " 62
	1 " " 70
	1 " " 73
	1 " " 84
	1 " " 86
	2 " " 107
	2 " " 124
	1 " " 160
	4 " " 180
	1 " " 203




C2



DIESE MODELLE KÖNNEN GEBAUT WERDEN MIT KÄSTEN C ODER B + BC  
 DEZE MODELLEN KUNNEN GEBOUWD WORDEN MET DOOS C OF B + BC

**MOBACO**  
**C**




C6

Kerkje  
 Church  
 Kirche

**C 6**  
 Petite église  
 Iglesia

8 x No. 1	1 x No. 25	1 x No. 71
6 " " 1½	4 " " 26	1 " " 73
4 " " 2	4 " " 27	1 " " 86
2 " " 14	1 " " 42	2 " " 107
1 " " 15	2 " " 54	2 " " 124
2 " " 19	1 " " 55	1 " " 160
4 " " 22	1 " " 60	4 " " 180
4 " " 23	1 " " 62	1 " " 203
8 " " 24	1 " " 70	



C5


Uitzichttoren  
 Gazebo  
 Aussichtsturm

**C 5**  
 Mirador  
 Torre de Vela

8 x No. 1	3 x No. 22
8 " " 1½	4 " " 23
4 " " 2	7 " " 24
2 " " 14	1 " " 25
2 " " 15	4 " " 26
3 " " 19	4 " " 27
	1 " " 42
	1 " " 54
	1 " " 55
	1 " " 60
	1 " " 62
	1 " " 71
	1 " " 73
	1 " " 86
	2 " " 107
	2 " " 180
	1 " " 203

# MOBACO C

THESE MODELS CAN BE BUILT WITH OUTFIT C OR B + BC  
 ESTOS MODELOS SE PUEDEN CONSTRUIR CON C O B + BC  
 CES MODELES PEUVENT ÊTRE CONSTRUITS AVEC LA BOÎTE C OU B + BC



C 8

Tramstation  
 Tramway-station  
 Bahnhof

C 8

Gare de tramway  
 Estación de Tranvía


8 x No. 1	2 x No. 54
6 " " 1½	1 " " 55
4 " " 2	1 " " 60
1 " " 14	1 " " 62
3 " " 19	1 " " 70
4 " " 22	1 " " 73
3 " " 23	1 " " 76
8 " " 24	1 " " 86
1 " " 25	2 " " 107
4 " " 26	2 " " 180
4 " " 27	1 " " 203
1 " " 42	

Kerk met pastorie  
 Church with vicarage  
 Kirche mit Pfarrhaus

C 7

Église avec annexes  
 Iglesia

8 x No. 1	3 x No. 19
8 " " 1½	4 " " 22
4 " " 2	4 " " 23
2 " " 14	4 " " 24
2 " " 15	1 " " 25
	3 " " 26
	4 " " 27
	1 " " 42
	2 " " 54
	1 " " 60
	1 " " 62
	1 " " 71
	1 " " 73
	1 " " 76
	1 " " 86
	2 " " 107
	2 " " 124
	1 " " 160
	4 " " 180
	1 " " 203




C 7




DIESE MODELLE KÖNNEN GEBAUT WERDEN MIT KASTEN C ODER B + BC  
 DEZE MODELLEN KUNNEN GEBOUWD WORDEN MET DOOS C OF B + BC

**MOBACO**  
C

		C 10	
		Fabriek Factory Fabrik	Fabrique Fábrica
5 x	No. 1	1 x	No. 25
8 "	" 1½	4 "	" 26
2 "	" 2	4 "	" 27
3 "	" 19	1 "	" 42
4 "	" 22	2 "	" 54
4 "	" 23	1 "	" 60
4 "	" 24	1 "	" 62
		1 x	No. 70
		1 "	" 76
		1 "	" 84
		2 "	" 107
		2 "	" 124
		2 "	" 180
		1 "	" 203



C 10




C 9

		C 9	
		Tuinhuis Pavilion Gartenhaus	Gloriette Pabellón de jardín
8 x	No. 1	1 x	No. 54
3 "	" 1½	1 "	" 55
4 "	" 2	1 "	" 60
3 "	" 19	1 "	" 62
4 "	" 22	1 "	" 70
4 "	" 23	1 "	" 71
8 "	" 24	2 "	" 76
1 "	" 25	1 "	" 86
3 "	" 26	2 "	" 107
4 "	" 27	2 "	" 180
1 "	" 42	1 "	" 203

# MOBACO D

THESE MODELS CAN BE BUILT WITH OUTFIT D OR C + CD  
 ESTOS MODELOS SE PUEDEN CONSTRUIR CON D O C + CD  
 CES MODÈLES PEUVENT ÊTRE CONSTRUITS AVEC LA BOÎTE D OU C + CD



D1

Uitspanning  
 Inn  
 Gartenwirtschaft

D 1  
 Auberge  
 Casa de recreo


12 x No. 1	10 x No. 24
12 " " 1 1/2	4 " " 25
8 " " 2	12 " " 26
1 " " 11	8 " " 27
1 " " 12	5 " " 28
2 " " 14	2 " " 42
2 " " 15	3 " " 54
6 " " 19	2 " " 55
6 " " 22	2 " " 60
8 " " 23	2 " " 62
	1 " " 63
	1 " " 70
	1 " " 71
	1 " " 73
	2 " " 76
	2 " " 84
	1 " " 86
	2 " " 89
	4 " " 107
	2 " " 124
	4 " " 133
	4 " " 180
	2 " " 201
	1 " " 203



DIESE MODELLE KÖNNEN GEBAUT WERDEN MIT KASTEN D ODER C + CD  
 DEZE MODELLEN KUNNEN GEBOUWD WORDEN MET DOOS D OF C + CD

**MOBACO**  
**D**


Kasteeltje met ophaalbrug **D 2**  
 Castle with drawbridge  
 Château avec pont  
 Schloss met Brücke  
 Castillo con puente levadizo



12 x No. 1	8 x No. 23
12 " " 1 1/2	12 " " 24
8 " " 2	4 " " 25
1 " " 11	12 " " 26
1 " " 12	5 " " 27
2 " " 15	5 " " 28
6 " " 19	2 " " 42
6 " " 22	3 " " 54
	2 " " 55
	2 " " 60
	2 " " 62
	1 " " 63
	1 " " 70
	1 " " 71
	1 " " 73
	2 " " 76
	2 " " 86
	2 " " 89
	4 " " 107
	4 " " 133
	1 " " 160
	4 " " 180
	2 " " 201
	1 " " 203

# MOBACO D


THESE MODELS CAN BE BUILT WITH OUTFIT D OR C + CD  
 ESTOS MODELOS SE PUEDEN CONSTRUIR CON D O C + CD  
 CES MODÈLES PEUVENT ÊTRE CONSTRUITS AVEC LA BÔTE D OU C + CD



D 4

			Kasteel		D 4	
			Castle	Château		
			Schloss	Castillo		
11 x	No. 1	12 x	No. 24	1 x	No. 71	
12 "	" 1½	4 "	" 25	1 "	" 73	
8 "	" 2	12 "	" 26	2 "	" 86	
1 "	" 11	4 "	" 27	2 "	" 89	
1 "	" 12	6 "	" 28	4 "	" 124	
2 "	" 15	3 "	" 54	1 "	" 160	
5 "	" 19	2 "	" 55	4 "	" 180	
6 "	" 22	2 "	" 62	1 "	" 203	
8 "	" 23	1 "	" 63			

		Stadhuis		D 5	
		Townhall	Mairie		
		Rathaus	Ayuntamiento		
11 x	No. 1	3 x	No. 54		
12 "	" 1½	1 "	" 55		
8 "	" 2	2 "	" 62		
1 "	" 11	1 "	" 63		
1 "	" 12	1 "	" 70		
2 "	" 14	1 "	" 71		
2 "	" 15	1 "	" 73		
6 "	" 19	2 "	" 84		
5 "	" 22	2 "	" 89		
6 "	" 23	2 "	" 107		
12 "	" 24	4 "	" 124		
4 "	" 25	2 "	" 133		
12 "	" 26	1 "	" 160		
8 "	" 27	4 "	" 180		
6 "	" 28	1 "	" 203		




D 5



DIESE MODELLE KÖNNEN GEBAUT WERDEN MIT KASTEN D ODER C + CD  
 DEZE MODELLEN KUNNEN GEBOUWD WORDEN MET DOOS D OF C + CD

**MOBACO**  
**D**




Bushalte D6  
 Bus shelter Arrêt d'autobus  
 Haltestelle Parada de Autobuses

- 4 x No. 1
- 2 " " 1½
- 1 " " 11
- 1 " " 12
- 4 " " 24
- 2 " " 89
- 1 " " 201

D6

Schoolgebouw D7  
 School École  
 Schule Escuela

- |            |            |
|------------|------------|
| 10 x No. 1 | 2 x No. 54 |
| 12 " " 1½  | 2 " " 55   |
| 8 " " 2    | 2 " " 60   |
| 1 " " 11   | 1 " " 62   |
| 2 " " 14   | 1 " " 63   |
| 2 " " 15   | 1 " " 70   |
| 6 " " 19   | 1 " " 71   |
| 8 " " 22   | 1 " " 73   |
| 8 " " 23   | 2 " " 76   |
| 12 " " 24  | 2 " " 86   |
| 4 " " 25   | 4 " " 107  |
| 8 " " 26   | 4 " " 124  |
| 8 " " 27   | 1 " " 160  |
| 5 " " 28   | 4 " " 180  |
| 1 " " 42   | 1 " " 203  |



D7


# MOBACO E

THESE MODELS CAN BE BUILT WITH OUTFIT **E** OR **D + DE**  
 ESTOS MODELOS SE PUEDEN CONSTRUIR CON **E** O **D + DE**  
 CES MODELES PEUVENT ETRE CONSTRUITS AVEC LA BOÎTE **E** OU **D + DE**

12 x No. 1	6 x No. 19
12 " " 1½	3 " " 20
8 " " 2	4 " " 22
4 " " 3	6 " " 23
2 " " 11	14 " " 24
1 " " 12	2 " " 26
3 " " 14	8 " " 27
4 " " 15	5 " " 28
2 " " 18	4 " " 41

Dorpje **E2**  
 Village Village  
 Dörfchen Aldea

4 x No. 45	2 x No. 103
2 " " 54	4 " " 107
1 " " 55	2 " " 123
2 " " 62	2 " " 124
1 " " 63	1 " " 143
1 " " 65	1 " " 160
3 " " 70	4 " " 180
2 " " 71	2 " " 182
1 " " 73	1 " " 200
4 " " 76	1 " " 201
4 " " 84	1 " " 202
1 " " 86	1 " " 203






DIESE MODELLE KÖNNEN GEBAUT WERDEN MIT KASTEN E  
 DE: E MODELLEN KÖNNEN GEBOWD WORDEN MET DOOS

ODER D + DE  
 E OF D + DE

**MOBACO**  
**E**


Dorpskerkje **E3**  
 Village church Église de village  
 Dorfkirche Iglesia del Pueblo

12 x No. 1	4 x No. 76
12 " " 1½	1 " " 86
8 " " 2	2 " " 89
4 " " 3	2 " " 107
2 " " 11	1 " " 160
4 " " 14	2 " " 180
4 " " 15	1 " " 201
3 " " 19	1 " " 202
4 " " 20	1 " " 203
4 " " 22	
6 " " 23	
16 " " 24	
4 " " 25	
10 " " 26	
7 " " 27	
4 " " 28	
1 " " 42	
3 " " 54	
2 " " 60	
1 " " 62	
1 " " 63	
1 " " 68	
3 " " 70	
3 " " 71	
1 " " 73	



**MOBACO**  
**E**

THESE MODELS CAN BE BUILT WITH OUTFIT E OR D + DE  
 ESTOS MODELOS SE PUEDEN CONSTRUIR CON E O D + DE  
 CES MODÈLES PEUVENT ÊTRE CONSTRUITS AVEC LA BOÎTE E OU D + DE



Kathedraal		E4	
Cathedral		Cathédrae	
Kathedrale		Catedral	
12 x	No. 1	3 x	No. 54
12 "	" 1½	1 "	" 55
8 "	" 2	3 "	" 62
2 "	" 12	1 "	" 70
2 "	" 14	1 "	" 71
4 "	" 15	1 "	" 73
4 "	" 19	4 "	" 76
2 "	" 21	3 "	" 84
8 "	" 22	1 "	" 86
8 "	" 23	2 "	" 107
16 "	" 24	2 "	" 124
2 "	" 25	2 "	" 160
1 "	" 26	2 "	" 180
8 "	" 27	2 "	" 182
1 "	" 42	1 "	" 203




DIESE MODELLE KÖNNEN GEBAUT WERDEN MIT KASTEN E ODER D + DE  
 JEZE MODELLEN KUNNEN GEBOWD WORDEN MET DOOS E OF D + DE

**MOBACO**  
**E**

Zwembad                    **E 5**  
 Swimming-bath        Piscine  
 Schwimmbad            Piscina

11 x No. 1  
 12 " " 1½  
 8 " " 2  
 4 " " 3  
 2 " " 11  
 2 " " 14  
 2 " " 18  
 5 " " 19  
 2 " " 20  
 10 " " 22  
 12 " " 23  
 16 " " 24  
 4 " " 25

10 x No. 26    2 x No. 62    4 x No. 86  
 7 " " 27    1 " " 63    2 " " 103  
 4 " " 28    1 " " 65    2 " " 107  
 2 " " 45    1 " " 68    1 " " 133  
 1 " " 48    3 " " 70    2 " " 180  
 3 " " 54    3 " " 71    2 " " 182  
 2 " " 55    1 " " 73    1 " " 202  
 2 " " 60    4 " " 76    1 " " 203




# MOBACO E


THESE MODELS CAN BE BUILT WITH OUTFIT E OR D + DE  
 ESTOS MODELOS SE PUEDEN CONSTRUIR CON E O D + DE  
 CES MODÈLES PEUVENT ÊTRE CONSTRUITS AVEC LA BOÎTE E OU D + DE

Stationsgebouw	<b>E 6</b>
Railway-station	Gare
Bahnhof	Estación
12 x No. 1	9 x No. 22
12 " " 1½	10 " " 23
8 " " 2	14 " " 24
4 " " 3	4 " " 25
2 " " 11	4 " " 26
2 " " 12	6 " " 27
4 " " 14	2 " " 28
6 " " 19	4 " " 45
4 " " 20	3 " " 54
2 " " 21	2 " " 60

2 x No. 62	2 x No. 89
1 " " 63	1 " " 103
1 " " 65	3 " " 107
1 " " 68	2 " " 124
3 " " 70	1 " " 143
1 " " 71	4 " " 180
1 " " 73	2 " " 182
4 " " 76	1 " " 202
1 " " 84	1 " " 203
4 " " 86	








CONTENTS OF THE VARIOUS MOBACO OUTFITS  
 CONTENIDO DE LAS DIFERENTES CAJAS MOBACO  
 TABLE DES ACCESSOIRES DE MOBACO  
 TAFEL MIT DEN VERSCHIEDENEN MOBACO TEILEN  
 INHOUD DER VERSCHILLENDE MOBACO DOZEN

No.	A	AB	B	BC	C	CD	D	DE	E
1	2	4	6	2	8	4	12	—	12
1½	4	2	6	2	8	4	12	—	12
2	—	—	—	4	4	4	8	—	8
3	—	—	—	—	—	—	—	4	4
11	—	—	—	—	—	1	1	1	2
12	—	—	—	—	—	1	1	1	2
14	—	—	—	2	2	—	2	2	4
15	—	—	—	2	2	—	2	2	4
18	—	—	—	—	—	—	—	2	2
19	1	1	2	1	3	3	6	—	6
20	—	—	—	—	—	—	—	4	4
21	—	—	—	—	—	—	—	2	2
22	2	1	3	1	4	2	6	4	10
23	2	1	3	1	4	4	8	4	12
24	2	4	6	2	8	4	12	4	16
25	—	—	—	1	1	3	4	—	4
26	—	4	4	—	4	8	12	—	12
27	—	4	4	—	4	4	8	—	8
28	—	—	—	—	—	6	6	—	6
40	—	—	—	—	—	—	—	4	4
41	—	—	—	—	—	—	—	4	4
42	—	—	—	—	—	—	—	2	2
44	—	—	—	—	—	—	—	2	2
45	—	—	—	—	—	—	—	2	2
48	—	—	—	—	—	—	—	2	2
54	1	1	2	—	2	1	3	—	3
55	—	—	—	1	1	1	2	—	2
60	—	1	1	—	1	1	2	—	2
62	1	—	1	—	1	1	2	1	3
63	—	—	—	—	—	1	1	—	1
65	—	—	—	—	—	—	—	1	1
68	—	—	—	—	—	—	—	1	1
70	1	—	1	—	1	—	1	2	3
71	—	—	—	1	1	—	1	2	3
73	—	—	—	1	1	—	1	—	1
76	1	1	2	—	2	—	2	2	4
84	—	1	1	—	1	1	2	2	4
85	—	—	—	—	—	2	2	—	2
86	—	1	1	—	1	1	2	2	4
89	—	—	—	—	—	2	—	—	2
103	—	—	—	—	—	—	—	2	2
107	2	—	2	—	2	2	4	—	4
123	—	—	—	—	—	—	—	2	2
124	—	2	2	—	2	2	4	—	4
133	—	—	—	—	—	4	4	—	4
143	—	—	—	—	—	—	—	1	1
160	—	—	—	1	1	—	1	1	2
180	2	2	4	—	4	—	4	—	4
182	—	—	—	—	—	—	—	2	2
200	—	—	—	—	—	—	—	1	1
201	1	1	2	—	2	—	2	—	2
202	—	—	—	—	—	—	—	1	1
203	—	—	—	1	1	—	1	—	1



COPYRIGHT: HAUSEMANN & HOTTE N.V. AMSTERDAM